



RRT101C/D/E

Regenerating trolley (+3°C → +65°C)

CONSTRUCTION FEATURES

- Tightness chamber with radiused corners
- All-around rubber bumpers
- Total thermic insulation with rock or glass wool
- Long lasting front seals made up of food grade of high heat resistance
- Removable side racks to facilitate cleaning
- Internal drain for easy cleaning
- Ventilated heating provided by high efficiency protected heating elements
- Snap-shut door
- Mounted on four 125mm diameter castors, two of which with brake
- Ergonomic handles for pushing and guiding
- Easy access to facilitate maintenance and repair

FUNCTIONAL FEATURES

- Control panel of temperature, time and humidity. Electromechanical (C), electronic with digital display (D) or electronic with LCD touch-screen (E)
- Simplified, user-friendly controls
- Operating temperature 30°C ÷ 160°C
- Intelligent temperature decrease in the cavity at the end of the regenerating cycle allows a perfect warm holding (only for D and E versions)
- Manual humidity vent
- Periodic reversal of direction of rotation of the fans for better air distribution
- Concealed water storage tank
- End-of-cycle buzzer
- Chamber with safety thermostat
- Delayed start timer (only for D and E versions)

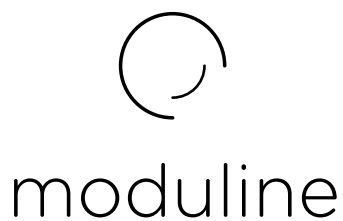
STANDARD SUPPLY

- Removable GN 1/1 or GN 1/1 tray racks


OPTIONS & ACCESSORIES

- ☐ Core probe for D and E versions with the possibility to register 30 different temperatures and save them in the HACCP report (available only with USB port device)
- ☐ Automatic humidity vent (Climachef - only for D and E versions)
- ☐ Multipoint core probe (only for D and E versions)
- ☐ Speedgrade fan speed reduction system (only for D and E versions)
- ☐ Stainless steel plate baskets
- ☐ USB port saving device HACCP (only for D and E versions)

MODULINESRL

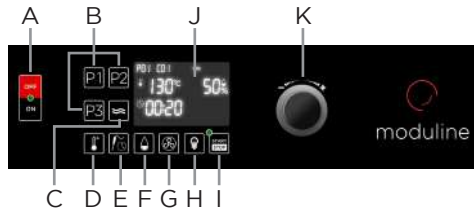


Overall dimensions (W x D x H) - mm	890 x 815 x 1310h	Rated voltage [Vac]	3N - 400
Trays capacity	10 x GN 1/1 or 600 x 400	Total input [Kw]	6,5
Plates capacity Plates Ø 230-260	20	Amps. [A]	9,4
Power kW	6,5	Connecting wire min. section (type H07 RN-F) [mm²]	5 x 1,5
Power supply	3N AC 400V / 50Hz		



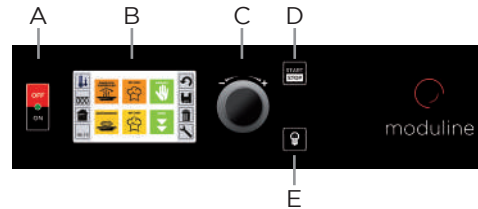
C Version

- A ON/OFF switch
- B Cavity temperature knob
- C Time setting knob
- D Cavity humidity control knob



D Version

- A ON/OFF switch
- B Pre-set program keys
- C Holding function key
- D Cavity temperature control key
- E Time / core probe control key
- F Cavity humidity control key
- G Fan speed control key (optional)
- H Cavity light key
- I Start/stop key
- J Display
- K Encoder knob



E Version

- A ON/OFF switch
- B Display Touch Screen
- C Setting knob and select "ENTER"
- D "START/STOP" button
- E Chamber light button

MODULINESRL

Via dell'Industria 11, Z.I. San Giacomo di Veglia 31029 Vittorio Veneto (TV) - ITALY
tel. +39 0438 5063 - fax +39 0438 912 323 - info@moduline.it - www.moduline.it